

# N8-Acetyl-Spermidine Antibody – Rabbit Polyclonal

Ref: IS1071

The anti-N8-Acetyl-Spermidine antibody IS1071 is to date **the first and only antibody that allows the detection of the polyamine N8AS in biological samples**. Our team is currently working on the IF/ICC/IHC protocol for optimal staining in combination with the [STAINperfect immunostaining kit A](#).

<b>Clonality</b>	Polyclonal
<b>Host</b>	Rabbit
<b>Reactivity</b>	Reacts with all species
<b>Validated by</b>	ELISA
<b>Staining procedure</b>	<a href="#">STAINperfect immunostaining kit A</a>
<b>Format</b>	50µl

# INFORMATIONS

---

## Product overview

<b>Product name</b>	N8-Acetyl-Spermidine antibody- Rabbit pAb
<b>Synonyms</b>	Anti-N8acetylspermidine antibody N8AS antibody Anti-N(8)-acetylspermidine antibody
<b>Immunogen</b>	Conjugated N8-Acetyl-Spermidine
<b>Specificity</b>	When tested in competitive ELISA, the anti-conjugated L-N8-Acetyl-Spermidine antibody did not show any significant cross-reactivity with N8-Acetyl-Spermidine competitors (see graph).

## Storage

<b>Form</b>	Liquid
<b>Purity</b>	Purified anti-serum
<b>Storage</b>	Store at 4°C
<b>Storage buffer</b>	Store at +4°C for short term (1-2 months). Aliquot and store at -20°C for long term. Avoid repeated freeze / thaw cycles
<b>Material safety datasheet</b>	<a href="#">Download MSDS</a>

# PROTOCOLS

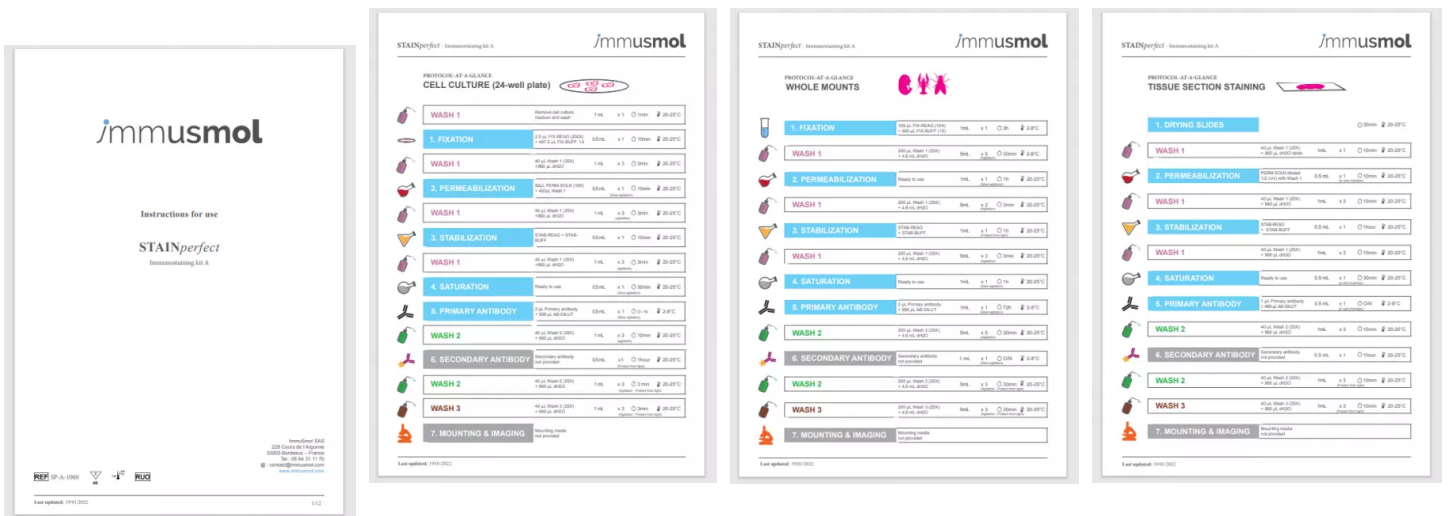
## Optimization of staining protocol ongoing

**Standard STAINperfect procedure** Dilute antibody with the antibody diluent provided in the [STAINperfect immunostaining kit A](#). Use at 1/250 -1/1000 dilution. Follow the STAINperfect protocol suited to your sample

**Comments** Optimal working dilutions must be determined by the end-user

**Restrictions** For research use only

**Full protocol** [Download STAINperfect protocol](#)



[Complete Instructions for Use](#)

[Protocol-at-a-glance for cell cultures](#)

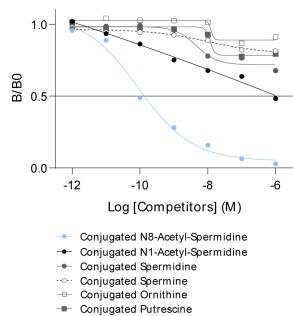
[Protocol-at-a-glance for whole mounts](#)

[Protocol-at-a-glance for tissue sections](#)

# REFERENCES

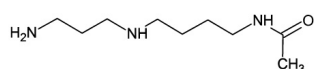
Not yet cited

# Product pictures



### Affinity & specificity of anti-N8-Acetyl-Spermidine antibody

N8-Acetyl-Spermidine-antibody



N8-Acetyl-Spermidine

## Contact information

Immusmol  
229 Cours de l'Argonne  
33 000 Bordeaux - France  
Tel: +33 (0) 5 6431 1170  
www.immusmol.com

**To order, review, ask for technical support, visit product page at:**

<https://www.immusmol.com/shop/n8-acetyl-spermidine-antibody-rabbit-polyclonal/>